

# HOME TRAINING IN CABINET WORK: PRACTICAL EXAMPLES IN STRUCTURAL WOODWORKING. FIFTEENTH OF THE SERIES

## BEDROOM STAND


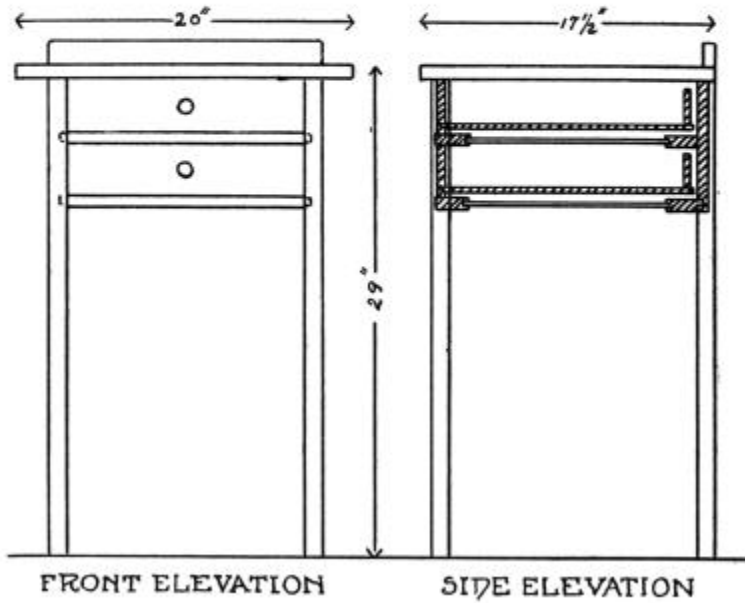
**T**HIS is a small table primarily designed for use in a bedroom, to stand near the bed and hold a lamp, candle or one or two books, but it is convenient in any place where a small stand is needed. The top of the back is to be dowed in place with three half-inch dowels. The top is fastened by table fasteners placed under the wide overhang at the sides. The drawers are to be dovetailed together and all edges slightly softened by sandpapering.



### MILL BILL OF LUMBER FOR BEDROOM STAND

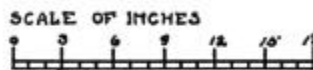
Pieces	No.	Long	Rough Wide	Thick	Wide	FINISH	Thick
Legs	4	29 in.	1½ in.	1½ in.	1¾ in.		1¾ in.
Top	1	21 in.	18 in.	1 in.	17½ in.		¾ in.
Top of Back	1	18 in.	1¾ in.	1 in.	1½ in.		¾ in.
Sides	2	17 in.	8¾ in.	1 in.	8 in.		¾ in.
Back	1	16 in.	8¾ in.	1 in.	8 in.		¾ in.

## HOME TRAINING IN CABINET WORK



PLAN

DESIGN FOR  
A BEDROOM  
STAND *eee*




Dust panel rails . . .	8	16 in.	2 1/4 in.	1 in.	2 in.	3/4 in.
Dust panels . . . . .	2	14 in.	13 1/2 in.	5/8 in.	13 in.	1/2 in.
Drawer fronts . . .	2	15 in.	3 3/4 in.	1 in.	3 in.	3/4 in.
"    backs . . .	2	15 in.	3 3/4 in.	3/4 in.	3 in.	1/2 in.
"    sides . . . .	4	16 in.	3 3/4 in.	3/4 in.	3 in.	1/2 in.
"    bottoms . .	2	14 in.	15 1/2 in.	1/2 in.	15 in.	3/8 in.

## HOME TRAINING IN CABINET WORK

### HALL TABLE WITH MIRROR

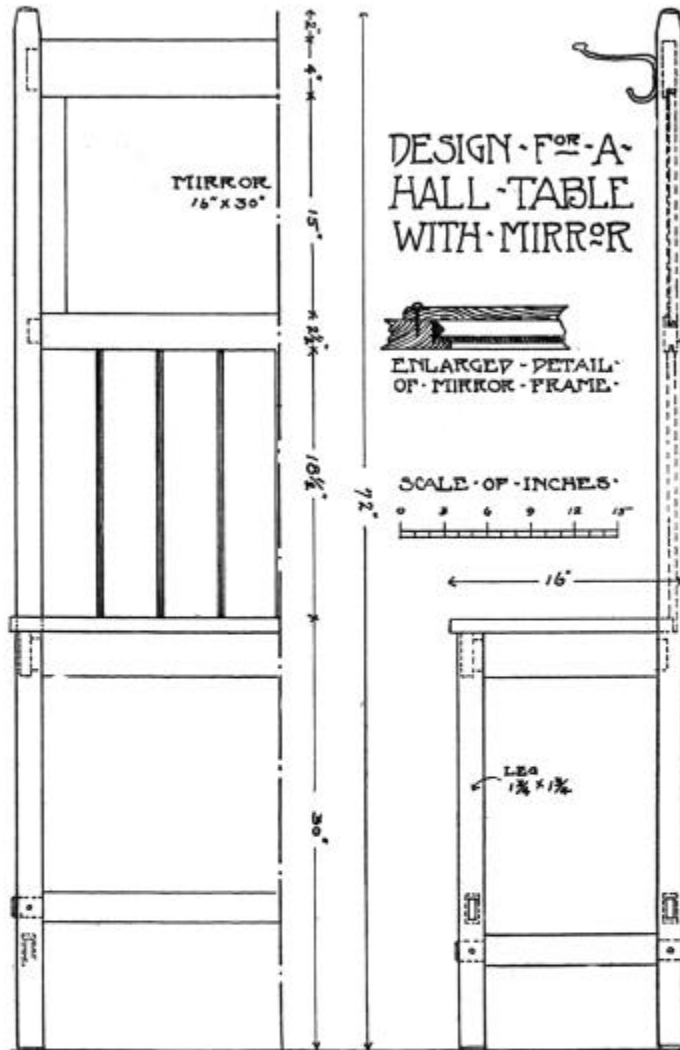
**A** PIECE suited to any hall. Especially so on account of the width, which is three feet. Hooks of iron are best, but those of copper or brass may be used. Attention is called to the construction of the mirror frame; the rails are rabbeted five-eighths of an inch, the mirror plate is laid in place, then a triangular piece of soft pine, indicated on the drawing in solid black, is pressed firmly against the edge of the glass and fastened with small beads. The back is held in place by screws. A small drawer might be made under the table top, if desired, providing a place for the clothes brush, or a large deep drawer could be used for overshoes.



#### MILL BILL OF LUMBER FOR HALL TABLE WITH MIRROR

Pieces	No.	Long	Rough Wide	Thick	Wide	FINISH	Thick
Back posts . . . .	2	73 in.	2 in.	2 in.	1 $\frac{3}{4}$ in.		1 $\frac{3}{4}$ in.
Front posts . . . .	2	30 in.	2 in.	2 in.	1 $\frac{3}{4}$ in.		1 $\frac{3}{4}$ in.
Stretchers . . . .	2	37 in.	2 $\frac{1}{4}$ in.	2 $\frac{1}{4}$ in.	2 in.		2 in.

# HOME TRAINING IN CABINET WORK




Stretchers . . . . .	2	17 in.	2 1/4 in.	2 1/4 in.	2 in.	2 in.
Table top . . . . .	1	38 in.	16 in.	1 in.	15 1/2 in.	7/8 in.
Table rails . . . . .	2	37 in.	3 1/4 in.	1 in.	3 in.	7/8 in.
Table rails . . . . .	2	17 in.	3 1/4 in.	1 in.	3 in.	7/8 in.
Top rail . . . . .	1	37 in.	4 1/4 in.	1 in.	4 in.	7/8 in.
Center rail . . . . .	1	37 in.	2 3/4 in.	1 in.	2 1/2 in.	7/8 in.
Side stile . . . . .	1	18 in.	2 3/4 in.	1 in.	2 1/2 in.	7/8 in.
Mirror back . . . . .	1	33 in.	20 1/4 in.	1/2 in.	20 in.	3/8 in.
Back . . . . .	8	21 in.	4 1/2 in.	3/4 in.	4 1/4 in.	1/2 in.

## HOME TRAINING IN CABINET WORK

### HALL SETTLE

**T**HIS settle is all of wood. The solid ends and flat seat slightly sloped suggest the old-time, fireside settle—which would be equally suited to hall or fireplace. Its construction is very simple. Each piece is fastened with tenon and pin so that all are firmly held together. Attention is called to the detail of the V joint and spline which is used in the back. The spline is not glued, which allows a slight shrinkage without being noticed as each joint spreads but little.



#### MILL BILL OF LUMBER FOR HALL SETTLE

Pieces	No.	Long	Rough Wide	Thick	Wide	FINISH	Thick
Ends	2	61 in.	20½ in.	1½ in.	pattern		1¼ in.
Seat	1	54 in.	19 in.	1¼ in.	18½ in.		1⅛ in.
Top and Braces	3	55 in.	4¼ in.	1¼ in.	4 in.		1⅛ in.
Back	13	40 in.	4⅜ in.	¾ in.	4⅛ in.		½ in.

