


HOME TRAINING IN CABINET WORK: PRACTICAL EXAMPLES IN STRUCTURAL WOOD WORKING: SIXTEENTH OF THE SERIES

RUSTIC FLOWER STAND



THE CRAFTSMAN has had so many calls for designs in summer rustic furniture, that it seems timely to show in the regular department of Cabinet Work several pieces to be made in this style. The designs are intended for porch and garden and are made in the simplest way, yet without the intentional crudeness that so frequently marks rustic furniture.

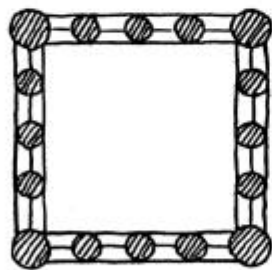
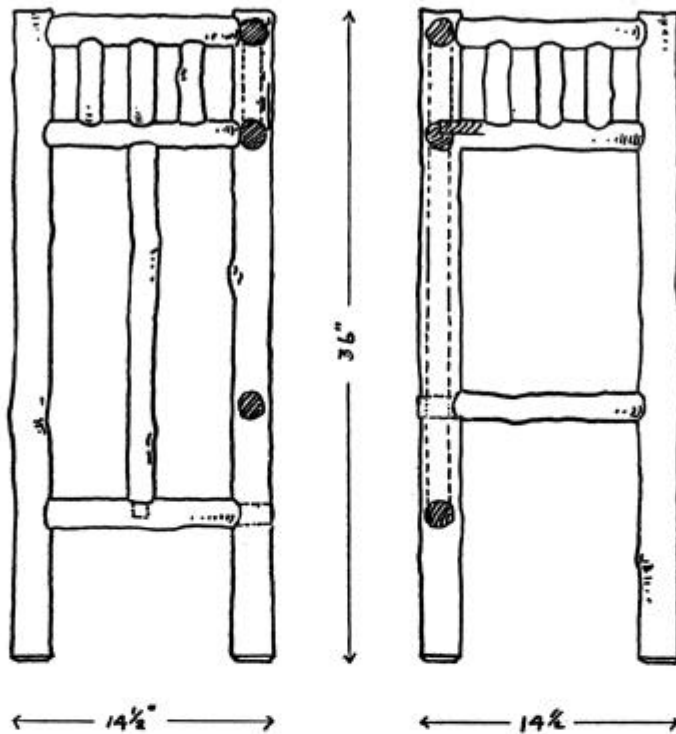
This flower stand is made of white cedar poles. You may strip the poles or leave the bark on as you prefer. The peeled cedar when exposed to the weather takes on a lovely silvery-gray hue, which is a charming contrast to a green lawn.

Outdoor furniture made in this way is especially durable and useful because of its construction, which contains no glue-joints to come apart after exposure to the weather, but is framed in such a way that it will hold together as long as the wood lasts.

MILL BILL OF STOCK FOR FLOWER STAND.

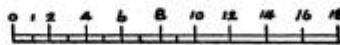
Pieces.	No.	Long.	Diameter.
Legs	3	38 in.	2½ in.
Rails	12	15 in.	2 in.
"	2	23 in.	1¾ in.
Small rails	12	7 in.	1½ in.
Bottom	1	14 in. x 14x1	in.

HOME TRAINING IN CABINET WORK



DESIGN FOR A
FLOWER STAND

SCALE OF INCHES




HOME TRAINING IN CABINET WORK

A RUSTIC COVERED SEAT

THIS piece of furniture will be charming in an old-fashioned garden where the surroundings are ample and uncrowded. It can be placed against a fence and half hidden with roses or wistaria—or out on the lawn near the fountain and shaded by woodbine, or two seats may be placed opposite each other on either side of the gateway, with vines trained across from one to the other forming an arbor entrance.

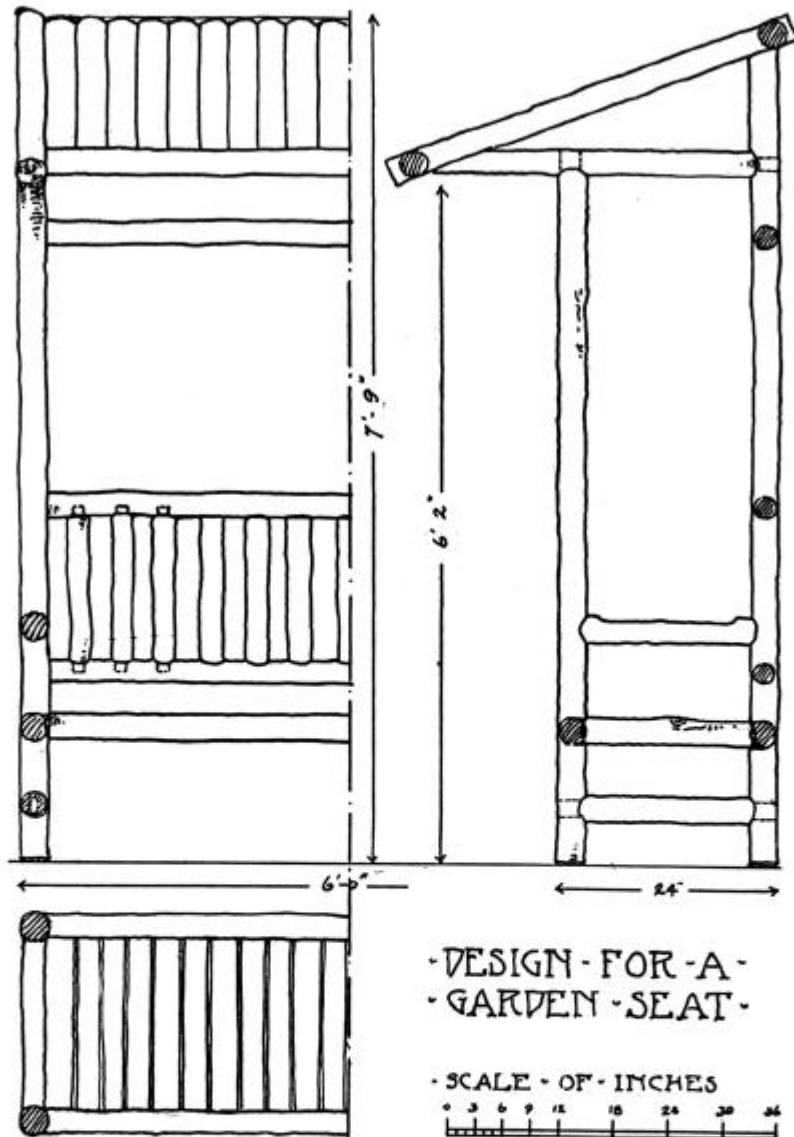
Like the rest of THE CRAFTSMAN rustic furniture this seat is well constructed, though very simple and easy to put together. It is made strong with mortise, tenons and pins. The seats are hewn and soon turn gray with a storm or two.



MILL BILL OF STOCK FOR GARDEN SEAT.

Piece.	No.	Long.	Diameter.
Front legs	2	78 in.	3 in.
Back Legs	2	94 in.	3 in.
Seat rails	2	72 in.	3 in.
“ “	2	24 in.	3 in.

HOME TRAINING IN CABINET WORK



· DESIGN · FOR · A ·
· GARDEN · SEAT ·


· SCALE · OF · INCHES



Arms and stretchers ..	4	26 in.	3 in.
Back and roof rails ..	5	74 in.	2 ³ / ₄ in.
Roof rails	2	48 in.	3 in.
" "	2	24 in.	3 in.
Back standards	13	21 in.	2 in.
Roof slabs	20	42 in.	x 3 x 1 in.
Seat slabs	22	24 in.	x 3 ¹ / ₄ x 1 ¹ / ₂ in.

HOME TRAINING IN CABINET WORK

RUSTIC EASY CHAIRS



THERE is no chair so wholly in harmony with the "summer lawn furnishings," or porch that is used as a summer sitting-room, as the rustic easy chair. It is especially attractive if made of white cedar poles with the bark left on. This does away with the time and expense of wood-finish and is a connecting link with the color and outline of outdoor things. Yet to be really useful and beautiful this rustic furniture must be well made—no glue, but tenons and pins to hold it together. And to have the chair really "easy," the seat and arms

must be hewn flat. Do not stain these boards. The weather will quickly enough give them a fine silvery tone that harmonizes with all their green surroundings.

MILL BILL OF STOCK FOR CHAIR.

Piece.	No.	Long.	Diameter.
Front legs	2	26 in.	2½ in.
Back legs	2	40 in.	2½ in.
Arms	2	24 in.	2½ in.
Seat rails	4	26 in.	2½ in.
Stretchers	2	20 in.	2 in.
Back rails	2	24 in.	2 in.
" "	3	16 in.	1½ in.
Seat slabs	5	20 in.	x 4x1 in.